


**Format of Holding of Specified securities**

1. Name of Listed Entity: **BHARAT HEAVY ELECTRICALS LIMITED**
2. Scrip Code/Name of Scrip/Class of Security: **500103, BHEL, EQUITY SHARES**
3. Share Holding Pattern Filed under: **Reg. 31(1)(a)/Reg.31(1)(b)/Reg.31(1)(c)**
  - a. if under 31(1)(b) then indicate the report for quarter ending **30/03/2019**
  - b. if under 31(1)(c) then indicate date of allotment/extinguishment
4. Declaration : The Listed entity is required to submit the following declaration to the extent of submission of information:

Particulars	YES*	NO*
a Whether the Listed Entity has issued any partly paid up shares		NO*
b Whether the Listed Entity has issued any Convertible Securities or Warrants?		NO*
c Whether the Listed Entity has any shares against which depository receipts are issued?		NO*
d Whether the Listed Entity has any shares in locked-in?		NO*
e Whether any shares held by promoters are pledge or otherwise encumbered?		NO*
f Whether Company has equity shares with differential voting rights?		NO*



\*if the Listed Entity selectes the option 'NO' for the questions above, the columns for the partly paid up shares, Outstanding Convertible Securities/Warrants, depository receipts, locked-in shares, No of shares pledged or otherwise encumbered by promoters, as applicable, shall not be displayed at the time of dissemination on the Stock Exchange website. Also wherever there is 'No' declared by Listed entity in above table the values will be considered as 'Zero' by default on submission of the format of holding of specified securities.

- 5 The tabular format for disclosure of holding of specified securities is as follows:

Table I - Summary Statement holding of specified securities BHEL

Category	Category of Shareholder	No of Shareholders	No of fully paid up equity shares held	No of Partly paid-up equity shares held	No of Shares Underlying Depository Receipts	Total No of Shares Held (VII) = (IV)+(V)+(VI)	Shareholding as a % of total no of shares (As a % of (A+B+C2))	Number of Voting Rights held in each class of securities			No of Shares Underlying Outstanding convertible securities (Including Warrants)	Shareholding as a % assuming full conversion of convertible Securities (as a percentage of diluted share capital)	Number of Locked in Shares		Number of Shares pledged or otherwise encumbered		Number of equity shares held in dematerialized form	
								No of Voting Rights	Total as a % of (A+B+C)				No.	As a % of total Shares held	No.	As a % of total Shares held		
(I)	(II)	(III)	(IV)	(V)	(VI)	(VII)	(VIII)	Class X	Class Y	Total (IX)	(X)	(XI)	(XII)		(XIII)		(XIV)	
(A)	Promoter & Promoter Group	1	2199650402	0	0	2199650402	63.17	2199650402	0	2199650402	63.17	0	63.17	0	0.00	0	0.00	2199650402
(B)	Public	492164	1282412953	0	0	1282412953	36.83	1282412953	0	1282412953	36.83	0	36.83	0	0.00	NA	NA	1281042358
(C)	Non Promoter-Non Public																	
(C1)	Shares underlying DRs	0	0	0	0	0	NA	0	0	0	0.00	0	NA	0	0.00	NA	NA	0
(C2)	Shares held by Employees Trusts	0	0	0	0	0	0.00	0	0	0	0.00	0	0.00	0	0.00	NA	NA	0
	<b>Total:</b>	<b>492165</b>	<b>3482063355</b>	<b>0</b>	<b>0</b>	<b>3482063355</b>	<b>100.00</b>	<b>3482063355</b>	<b>0</b>	<b>3482063355</b>	<b>100.00</b>	<b>0</b>	<b>100.00</b>	<b>0</b>	<b>0.00</b>	<b>0</b>	<b>0.00</b>	<b>3480692760</b>




Table II - Statement showing shareholding pattern of the Promoter and Promoter Group BHEL

Category	Category & Name of the Shareholder	PAN	No of Shareholders	No of fully paid up equity shares held	No of Partly paid up equity shares held	No of Shares Underlying Depository Receipts	Total No of Shares Held (IV+V+VI)	Shareholding as a % of total no of shares (calculated as per SCRR, 1957 (VII) As a % of (A+B+C2)	Number of Voting Rights held in each class of securities			No of Shares Underlying Outstanding convertible securities (Including Warrants)	Shareholding as a % assuming full conversion of convertible Securities (as a percentage of diluted share capital) (VII)+(X) As a % of (A+B+C2)	Number of Locked In Shares		Number of Shares pledged or otherwise encumbered		Number of equity shares held in dematerialized form
									No of Voting Rights		Total as a % of (A+B+C)			No.	As a % of total Shares held	No.	As a % of total Shares held	
									Class X	Class Y								
	(I)	(II)	(III)	(IV)	(V)	(VI)	(VII)	(VIII)	(IX)			(X)	(XI)	(XII)		(XIII)	(XIV)	
(1)	Indian																	
(a)	Individuals/Hindu undivided Family		0	0	0	0	0	0.00	0	0	0	0.00	0	0.00	0	0.00	0	0.00
(b)	Central Government/State Government(s)		1	2199650402	0	0	2199650402	63.17	2199650402	0	2199650402	63.17	0	63.17	0	0.00	0	0.00
	PRESIDENT OF INDIA	IN30133021125025	1	2199650402	0	0	2199650402	63.17	2199650402	0	2199650402	63.17	0	63.17	0	0.00	0	0.00
(c)	Financial Institutions/Banks		0	0	0	0	0	0.00	0	0	0	0.00	0	0.00	0	0.00	0	0.00
(d)	Any Other		0	0	0	0	0	0.00	0	0	0	0.00	0	0.00	0	0.00	0	0.00
	Sub-Total (A)(1)		1	2199650402	0	0	2199650402	63.17	2199650402	0	2199650402	63.17	0	63.17	0	0.00	0	0.00
(2)	Foreign																	
(a)	Individuals (Non-Resident Individuals/Foreign Individuals)		0	0	0	0	0	0.00	0	0	0	0.00	0	0.00	0	0.00	0	0.00
(b)	Government		0	0	0	0	0	0.00	0	0	0	0.00	0	0.00	0	0.00	0	0.00
(c)	Institutions		0	0	0	0	0	0.00	0	0	0	0.00	0	0.00	0	0.00	0	0.00
(d)	Foreign Portfolio Investor		0	0	0	0	0	0.00	0	0	0	0.00	0	0.00	0	0.00	0	0.00
(e)	Any Other		0	0	0	0	0	0.00	0	0	0	0.00	0	0.00	0	0.00	0	0.00
	Sub-Total (A)(2)		0	0	0	0	0	0.00	0	0	0	0.00	0	0.00	0	0.00	0	0.00
	Total Shareholding of Promoter and Promoter Group (A)=(A)(1)+(A)(2)		1	2199650402	0	0	2199650402	63.17	2199650402	0	2199650402	63.17	0	63.17	0	0.00	0	0.00




Table III - Statement showing shareholding pattern of the Public shareholder

Category	Category & Name of the Shareholder	PAN	No of Shareholders	No of fully paid up equity shares held	No of Partly paid-up equity shares held	No of Shares Underlying Depository Receipts	Total No of Shares Held (IV+V+VI)	Shareholding as a % of total no of shares (A+B+C)	Number of Voting Rights held in each class of securities			No of Shares Underlying Outstanding convertible securities (including Warrants)	Shareholding as a % assuming full conversion of convertible Securities (as a percentage of diluted share capital)	Number of Locked in Shares		Number of Shares pledged or otherwise encumbered		Number of equity shares held in dematerialized form	
									No of Voting Rights					Total as a % of (A+B+C)	No.	As a % of total Shares held	No.		As a % of total Shares held
									Class X	Class Y	Total								
	(I)	(II)	(III)	(IV)	(V)	(VI)	(VII)	(VIII)	(IX)			(X)	(XI)	(XII)		(XIII)	(XIV)		
(1)	Institutions																		
(a)	Mutual Funds		18	106944345	0	0	106944345	3.07	106944345	0	106944345	3.07	0	3.07	0	0.00	NA	NA	106921845
	SBI MAGNUM TAXGAIN SCHEME	AA8TS6407Q	1	57663570	0	0	57663570	1.66	57663570	0	57663570	1.66	0	1.66	0	0.00	NA	NA	57663570
(b)	Venture Capital Funds		0	0	0	0	0	0.00	0	0	0	0.00	0	0.00	0	0.00	NA	NA	0
(c)	Alternate Investment Funds		0	0	0	0	0	0.00	0	0	0	0.00	0	0.00	0	0.00	NA	NA	0
(d)	Foreign Venture Capital Investors		0	0	0	0	0	0.00	0	0	0	0.00	0	0.00	0	0.00	NA	NA	0
(e)	Foreign Portfolio Investors		198	406746839	0	0	406746839	11.68	406746839	0	406746839	11.68	0	11.68	0	0.00	NA	NA	406742339
(f)	Financial Institutions/Banks		26	157191371	0	0	157191371	4.51	157191371	0	157191371	4.51	0	4.51	0	0.00	NA	NA	157185871
	LIFE INSURANCE CORPORATION OF INDIA	AAACL0582H	1	141509602	0	0	141509602	4.06	141509602	0	141509602	4.06	0	4.06	0	0.00	NA	NA	141509602
(g)	Insurance Companies		8	381423517	0	0	381423517	10.95	381423517	0	381423517	10.95	0	10.95	0	0.00	NA	NA	381421517
	LIFE INSURANCE CORPORATION OF INDIA	AAACL0582H	1	350647914	0	0	350647914	10.07	350647914	0	350647914	10.07	0	10.07	0	0.00	NA	NA	350647914
(h)	Provident Funds/Pension Funds		0	0	0	0	0	0.00	0	0	0	0.00	0	0.00	0	0.00	NA	NA	0
(i)	Any Other																		
	Sub Total (B)(1)		250	1052306072	0	0	1052306072	30.22	1052306072	0	1052306072	30.22	0	30.22	0	0.00	NA	NA	1052271572
(2)	Central Government/State Government(s)/President of India		0	0	0	0	0	0.00	0	0	0	0.00	0	0.00	0	0.00	NA	NA	0
	Sub Total (B)(2)		0	0	0	0	0	0.00	0	0	0	0.00	0	0.00	0	0.00	NA	NA	0
(3)	Non-Institutions		0	0	0	0	0	0.00	0	0	0	0.00	0	0.00	0	0.00	NA	NA	0
(a)	i. Individual shareholders holding nominal share capital up to Rs.2 lakhs		480752	158225041	0	0	158225041	4.54	158225041	0	158225041	4.54	0	4.54	0	0.00	NA	NA	156915151
	ii. Individual shareholders holding nominal share capital in excess of Rs. 2 Lakhs		21	3718803	0	0	3718803	0.11	3718803	0	3718803	0.11	0	0.11	0	0.00	NA	NA	3718803
(b)	NBFCs Registered with RBI		14	89389	0	0	89389	0.00	89389	0	89389	0.00	0	0.00	0	0.00	NA	NA	89389
(c)	Employee Trusts		0	0	0	0	0	0.00	0	0	0	0.00	0	0.00	0	0.00	NA	NA	0
(d)	Overseas Depositories (Holding DRs)(Balancing figure)		0	0	0	0	0	0.00	0	0	0	0.00	0	0.00	0	0.00	NA	NA	0
(e)	Any Other																		
	I E P F		1	236031	0	0	236031	0.01	236031	0	236031	0.01	0	0.01	0	0.00	NA	NA	236031
	CLEARING MEMBERS		318	27641632	0	0	27641632	0.79	27641632	0	27641632	0.79	0	0.79	0	0.00	NA	NA	27636677
	NON RESIDENT INDIANS		6068	6413354	0	0	6413354	0.18	6413354	0	6413354	0.18	0	0.18	0	0.00	NA	NA	6394604
	BODIES CORPORATES		1851	27864706	0	0	27864706	0.80	27864706	0	27864706	0.80	0	0.80	0	0.00	NA	NA	27862206
	TRUSTS		34	3616635	0	0	3616635	0.10	3616635	0	3616635	0.10	0	0.10	0	0.00	NA	NA	3616635
	NON RESIDENT INDIAN NON REPATRIABLE		2855	2301290	0	0	2301290	0.07	2301290	0	2301290	0.07	0	0.07	0	0.00	NA	NA	22877086
	Sub Total (B)(3)		491914	230106881	0	0	230106881	6.61	230106881	0	230106881	6.61	0	6.61	0	0.00	NA	NA	2301290
	Total Public Shareholding (B) = (B)(1)+(B)(2)+(B)(3)		492164	1282412953	0	0	1282412953	36.83	1282412953	0	1282412953	36.83	0	36.83	0	0.00			1281042358





Table IV - Statement showing shareholding pattern of the Non Promoter - Non Public Shareholder

Category	Category & Name of the Shareholder	PAN	No of Shareholders	No of fully paid up equity shares held	No of Partly paid-up equity shares held	No of Shares Underlying Depository Receipts	Total No of Shares Held (IV+V+VI)	Shareholding as a % of total no of shares (A+B+C2)	Number of Voting Rights held in each class of securities			No of Shares Underlying Outstanding converttble securities (including Warrants)	Shareholding as a % assuming full conversion of convertible Securities (as a percentage of diluted share capital)	Number of Locked in Shares		Number of Shares pledged or otherwise encumbered		Number of equity shares held in dematerialized form	
									No of Voting Rights					Total as a % of (A+B+C)	No.	As a % of total Shares	No.		As a % of total Shares held
									Class X	Class Y	Total (IX)								
	(I)	(II)	(III)	(IV)	(V)	(VI)	(VII)	(VIII)	(IX)			(X)	(XI)	(XII)	(XIII)	(XIV)			
(1)	Custodian/DR Holder		0	0	0	0	0	0.00	0	0	0	0.00	0	0.00	0	0.00	NA	NA	0
(2)	Employee Benefit Trust (under SEBI(Share based Employee Benefit) Regulations 2014)		0	0	0	0	0	0.00	0	0	0	0.00	0	0.00	0	0.00	NA	NA	0
	<b>Total Non-Promoter-Non Public Shareholding (C) = (C)(1)+(C)(2)</b>		0	0	0	0	0	0.00	0	0	0	0.00	0	0.00	0	0.00			0



Details of the shareholders acting as persons in Concert including their Shareholding: BHEL			
Name of Shareholder	Name of PAC	No of shares	Holding%
<b>Total:</b>		0	0



Details of Shares which remain unclaimed may be given hear along with details such as number of shareholders, outstanding shares held in demat/unclaimed suspense account BHEL

No of Shareholders	No of shares
0	0

