




(1)(a) STATEMENT SHOWING SHAREHOLDING PATTERN IN CLAUSE-35			
NAME OF THE COMPANY: BHARAT HEAVY ELECTRICALS LIMITED			
SCRIP CODE:	500103	Name of the Scrip:	
Class of Security:			
QUARTER ENDED:	31/03/2013		
Partly paid-up shares	No. of partly paid-up shares	As a % of total no. of partly paid-up shares	As a % of total no. of shares of the Company.
Held by promoter/promoter group	NA	NA	NA
Held by Public	NA	NA	NA
Total:	NA	NA	NA
Outstanding convertible securities:	No. of outstanding securities	As a % of total no. of outstanding convertible securities.	As a % of total no. of shares of the Company assuming full conversion of the convertible securities
Held by promoter/promoter group	NA	NA	NA
Held by Public	NA	NA	NA
Total:	NA	NA	NA
Warrants:	No. of warrants	As a % of total no. of warrants	As a % of total no. of shares of the Company, assuming full conversion of warrants
Held by promoter/promoter group	NA	NA	NA
Held by Public	NA	NA	NA
Total:	NA	NA	NA
Total paid-up capital of the Company, assuming full conversion of warrants and convertible securities	2447600000	0	100.00




STATEMENT SHOWING SHAREHOLDING PATTERN IN CLAUSE-35 QUARTER ENDED 31-03-2013								
NAME OF THE COMPANY: BHARAT HEAVY ELECTRICALS LIMITED								
CATEGORY CODE	CATEGORY OF SHAREHOLDER	NO OF SHAREHOLDERS	TOTAL NUMBER OF SHARES	NO OF SHARES HELD IN DEMATERIALIZED FORM	TOTAL SHAREHOLDING AS A % OF TOTAL NO OF SHARES		SHARES PLEDGE OR OTHERWISE ENCUMBERED	
					AS a PERCENTAGE of (A+B)	As a PERCENTAGE of (A+B+C)	NUMBER OF SHARES	AS a PERCENTAGE
(I)	(II)	(III)	(IV)	(V)	(VI)	(VII)	(VIII)	(IX)=(VIII)/(IV)*100
(A)	PROMOTER AND PROMOTER GROUP							
(1)	INDIAN							
(a)	Individual /HUF	0	0	0	0.00	0.00	0	0.00
(b)	Central Government/State Government(s)	1	1657552000	1657552000	67.72	67.72	0	0.00
(c)	Bodies Corporate	0	0	0	0.00	0.00	0	0.00
(d)	Financial Institutions / Banks	0	0	0	0.00	0.00	0	0.00
(e)	Others	0	0	0	0.00	0.00	0	0.00
	Sub-Total A(1) :	1	1657552000	1657552000	67.72	67.72	0	0.00
(2)	FOREIGN							
(a)	Individuals (NRIs/Foreign Individuals)	0	0	0	0.00	0.00	0	0.00
(b)	Bodies Corporate	0	0	0	0.00	0.00	0	0.00
(c)	Institutions	0	0	0	0.00	0.00	0	0.00
(d)	Qualified Foreign Investor	0	0	0	0.00	0.00	0	0.00
(e)	Others	0	0	0	0.00	0.00	0	0.00
	Sub-Total A(2) :	0	0	0	0.00	0.00	0	0.00
	Total A=A(1)+A(2)	1	1657552000	1657552000	67.72	67.72	0	0.00
(B)	PUBLIC SHAREHOLDING							
(1)	INSTITUTIONS							
(a)	Mutual Funds /UTI	113	24471627	24455627	1.00	1.00	0	0.00
(b)	Financial Institutions /Banks	70	111840614	111836614	4.57	4.57	0	0.00
(c)	Central Government / State Government(s)	0	0	0	0.00	0.00	0	0.00
(d)	Venture Capital Funds	0	0	0	0.00	0.00	0	0.00
(e)	Insurance Companies	8	167510900	167508900	6.84	6.84	0	0.00
(f)	Foreign Institutional Investors	440	361122541	361113541	14.75	14.75	0	0.00
(g)	Foreign Venture Capital Investors	0	0	0	0.00	0.00	0	0.00
(h)	Qualified Foreign Investor	1	250	250	0.00	0.00	0	0.00
(i)	Others	0	0	0	0.00	0.00	0	0.00
	Sub-Total B(1) :	632	664945932	664914932	27.17	27.17	0	0.00
(2)	NON-INSTITUTIONS							
(a)	Bodies Corporate	3347	36667462	36661462	1.50	1.50	0	0.00
(b)	Individuals							
	(i) Individuals holding nominal share capital upto Rs.1 lakh	428782	76771912	75275402	3.14	3.14	0	0.00
	(ii) Individuals holding nominal share capital in excess of Rs.1 lakh	17	2316988	2316988	0.09	0.09	0	0.00
(c)	Qualified Foreign Investor	0	0	0	0.00	0.00	0	0.00



CATEGORY CODE	CATEGORY OF SHAREHOLDER	NO OF SHAREHOLDERS	TOTAL NUMBER OF SHARES	NO OF SHARES HELD IN DEMATERIALIZED FORM	TOTAL SHAREHOLDING AS A % OF TOTAL NO OF SHARES		SHARES PLEDGE OR OTHERWISE ENCUMBERED	
					AS a PERCENTAGE of (A+B)	As a PERCENTAGE of (A+B+C)	NUMBER OF SHARES	AS a PERCENTAGE
(I)	(II)	(III)	(IV)	(V)	(VI)	(VII)	(VIII)	(IX)=(VIII)/(IV)*100
(d)	Others							
	TRUSTS	47	856552	856552	0.03	0.03	0	0.00
	NON RESIDENT INDIANS	8769	5742426	5729926	0.23	0.23	0	0.00
	FOREIGN NATIONALS	3	1090	1090	0.00	0.00	0	0.00
	DIRECTORS	3	3100	1100	0.00	0.00	0	0.00
	CLEARING MEMBERS	318	2742538	2742538	0.11	0.11	0	0.00
	Sub-Total B(2) :	441286	125102068	123585058	5.11	5.11	0	0.00
	Total B=B(1)+B(2) :	441918	790048000	788499990	32.28	32.28	0	0.00
	Total (A+B) :	441919	2447600000	2446051990	100.00	100.00	0	0.00
(C)	Shares held by custodians, against which Depository Receipts have been issued							
(1)	Promoter and Promoter Group							
(2)	Public	0	0	0	0.00	0.00	0	0.00
	GRAND TOTAL (A+B+C) :	441919	2447600000	2446051990	100.00	100.00	0	0.00




(I)(b) Statement showing holding of securities (including shares, warrants, convertible securities) of persons belonging to the category "Promoter and Promoter Group"											
Sr.No	Name of the Shareholder	Details of Shares held		Encumbered shares (*)			Details of Warrants		Details of convertible securities		Total Shares (including underlying shares assuming full conversion of warrants and convertible securities) as a % of diluted share capital
		No. of Shares held	As a % of grand total (A)+(B)+(C)	Pledge Shares	AS a percentage	AS a % of grand total (A) + (B) + (C) of sub-clause (I)(a)	Number of warrants held	As a % total number of warrants of the same class	Number of convertible securities held	As a % total number of convertible securities of the same class	
(I)	(II)	(III)	(IV)	(V)	(VI)=(V)/(III)*100	(VII)	(VIII)	(IX)	(X)	(XI)	(XII)
1	PRESIDENT OF INDIA	1657552000	67.72	0	0.00	0.00	0	0.00	0	0.00	67.72
	TOTAL :	1657552000	67.72	0	0.00	0.00	0	0.00	0	0.00	67.72



(I)(c)(ii) Statement showing holding of securities (including shares, warrants, convertible securities) of persons belonging to the category "Public" and holding more than 1% of the total number of shares								
Sr.No.	Name of the shareholder	Number of shares held	Shares as a percentage of total number of shares (i.e., Grant total (A)+(B)+(C) Indicated in Statement at para (i)(a) above)	Details of warrants		Details of convertible securities		Total shares (including underlying shares assuming full conversion of warrants and convertible securities) as a % of diluted share capital)
				Number of warrants held	As a % total number of warrants of the same class	Number of convertible securities held	% w.r.t total number of convertible securities of the same class	
1	LIFE INSURANCE CORPORATION OF INDIA	141433662	5.78	0	0.00	0	0.00	5.78
2	COMGEST SA A/C MAGELLAN	35350000	1.44	0	0.00	0	0.00	1.44
3	LAZARD ASSET MANAGEMENT LLC A/C LAZARD EMERGING MARKETS PORTFOLIO	31186042	1.27	0	0.00	0	0.00	1.27
4	LIC OF INDIA MARKET PLUS 1 GROWTH FUND	24939880	1.02	0	0.00	0	0.00	1.02
5	COMGEST GROWTH PLC A/C COMGEST GROWTH EMERGING MARKETS	24807000	1.01	0	0.00	0	0.00	1.01
	TOTAL :	257716584	10.53	0	0.00	0	0.00	10.53



(i)(c)(ii) Statement showing holding of securities (including shares, warrants, convertible securities) of persons (together with PAC) belonging to the category "Public" and holding more than 5% of the total number of shares of the company								
Sr.No.	Name(s) of the shareholder(s) and the Persons Acting in Concert (PAC) with them	Number of shares held	Shares as a percentage of total number of shares (i.e., Grant total (A)+(B)+(C) indicated in Statement at para (i)(a) above)	Details of warrants		Details of convertible securities		Total shares (including underlying shares assuming full conversion of warrants and convertible securities) as a % of diluted share capital)
				Number of warrants held	As a % total number of warrants of the same class	Number of convertible securities held	% w.r.t total number of convertible securities of the same class	
1	LIFE INSURANCE CORPORATION OF INDIA	141433662	5.78	0	0.00	0	0.00	5.78
TOTAL :		141433662	5.78	0	0.00	0	0.00	5.78



(1)(d) STATEMENT SHOWING DETAILS OF LOCKED-IN SHARES"				
Sr.No.	Name of the shareholder	Number of locked-in shares	Locked-in shares as a (%) percentage of total number of shares {i.e, Grand Total (A)+(B)+(C) Indicated in Statement at para (1)(a) above}	Promoter/Promoter Group/Public
TOTAL :		0	0	



(II)(a) STATEMENT SHOWING DETAILS OF DEPOSITORY RECEIPTS (DRS)				
Sr.No.	Type of outstanding DR (ADRs,GDRs,SDRs,etc.)	Number of outstanding DRs	Number of shares underlying outstanding DRs	Shares underlying outstanding DRs as a percentage of total number of shares {i.e., Grand Total (A)+(B)+(C) indicated in Statement at Para(I)(a) above}
TOTAL :		0	0	0



(II)(b) Statement showing Holding of Depository Receipts (DRs), where underlying shares held by "Promoter/Promoter group" are in excess of 1% of the total number shares.				
Sr.No.	Name of the DR Holder	Type of outstanding DR (ADRs,GDRs,SDRs, etc.)	Number of shares underlying outstanding DRs	Shares underlying outstanding DRs as a percentage of total number of shares {i.e., Grand Total (A)+(B)+(C) indicated in Statement at para(I)(a) above}
	TOTAL :		0	0

