

**Format of Holding of Specified securities**

1. Name of Listed Entity: BHARAT HEAVY ELECTRICALS LIMITED
2. Scrip Code/Name of Scrip/Class of Security: 500103, BHEL, EQUITY SHARES
3. Share Holding Pattern Filed under: Reg. 31(1)(a)/Reg.31(1)(b)/Reg.31(1)(c)
  - a. if under 31(1)(b) then indicate the report for quarter ending 31/03/2016
  - b. if under 31(1)(c) then indicate date of allotment/extinguishment
4. Declaration : The Listed entity is required to submit the following declaration to the extent of submission of information:

	Particulars	YES*	NO*
a	Whether the Listed Entity has issued any partly paid up shares		NO*
b	Whether the Listed Entity has issued any Convertible Securities or Warrants?		NO*
c	Whether the Listed Entity has any shares against which depository receipts are issued?		NO*
d	Whether the Listed Entity has any shares in locked-in?		NO*
e	Whether any shares held by promoters are pledge or otherwise encumbered?		NO*

\*if the Listed Entity selects the option 'NO' for the questions above, the columns for the partly paid up shares, Outstanding Convertible Securities/Warrants, depository receipts, locked-in shares, No of shares pledged or otherwise encumbered by promoters, as applicable, shall not be displayed at the time of dissemination on the Stock Exchange website. Also wherever there is 'No' declared by Listed entity in above table the values will be considered as 'Zero' by default on submission of the format of holding of specified securities.



- 5 The tabular format for disclosure of holding of specified securities is as follows:

Table I - Summary Statement holding of specified securities

Category	Category of Shareholder	No of Shareholders	No of fully paid up equity shares held	No of Partly paid-up equity	No of Shares Underlying	Total No of Shares Held (VII) = (IV)+(V)+(VI)	Shareholding as a % of total no of shares (As a	Number of Voting Rights held in each class of securities			No of Shares Underlying	Shareholding as a % assumed	Number of Locked in Shares		Number of Shares pledged or otherwise encumbered		Number of equity shares held in dematerialize	
								No of Voting Rights		Total as a % of			No.	As a % of total	No.	As a % of		
								Class X	Class Y									Total
(I)	(II)	(III)	(IV)	(V)	(VI)	(VII)	(VIII)	(IX)			(X)	(XI)	(XII)	(XIII)	(XIV)			
(A)	Promoter & Promoter Group	1	1543452000	0	0	1543452000	63.06	1543452000	0	1543452000	63.06	0	63.06	0	0.00	0	0.00	1543452000
(B)	Public	404628	904148000	0	0	904148000	36.94	904148000	0	904148000	36.94	0	36.94	0	0.00	NA	NA	902784447
(C)	Non Promoter-Non Public																	
(C1)	Shares underlying DRs	0	0	0	0	0	NA	0	0	0	0.00	0	NA	0	0.00	NA	NA	0
(C2)	Shares held by Employes Trusts	0	0	0	0	0	0.00	0	0	0	0.00	0	0.00	0	0.00	NA	NA	0
	<b>Total:</b>	<b>404629</b>	<b>2447600000</b>	<b>0</b>	<b>0</b>	<b>2447600000</b>	<b>100.00</b>	<b>2447600000</b>	<b>0</b>	<b>2447600000</b>	<b>100.00</b>	<b>0</b>	<b>100.00</b>	<b>0</b>	<b>0.00</b>	<b>0</b>	<b>0.00</b>	<b>2446236447</b>



Table II - Statement showing shareholding pattern of the Promoter and Promoter Group

Category	Category & Name of the Shareholder	PAN	No of Shareholders	No of fully paid up equity shares held	No of Partly paid-up equity shares held	No of Shares Underlying Depository Receipts	Total No of Shares Held (IV+V+VI)	Shareholding as a % of total no of shares (calculated as per SCRR, 1957 (VIII))	Number of Voting Rights held in each class of securities			No of Shares Underlying & Outstanding convertible securities	Shareholding as a % assuming full conversion of convertible Securities (as a percentage of diluted share capital)	Number of Locked In Shares		Number of Shares pledged or otherwise encumbered		Number of equity shares held in dematerialized form	
									No of Voting Rights		Total as a %			No.	As a % of total	No.	As a % of total Shares held		
									Class X	Class Y									Total
	(i)	(ii)	(iii)	(iv)	(v)	(vi)	(vii)	(viii)	(ix)			(x)	(xi)	(xii)		(xiii)	(xiv)		
(1)	Indian																		
(a)	Individuals/Hindu undivided Family		0	0	0	0	0	0.00	0	0	0	0.00	0	0.00	0	0.00	0	0.00	0
(b)	Central Government/State Government(s)		1	1543452000	0	0	1543452000	63.06	1543452000	0	1543452000	63.06	0	63.06	0	0.00	0	0.00	1543452000
	PRESIDENT OF INDIA	EXEMPTCATG	1	1543452000	0	0	1543452000	63.06	1543452000	0	1543452000	63.06	0	63.06	0	0.00	0	0.00	1543452000
(c)	Financial Institutions/Banks		0	0	0	0	0	0.00	0	0	0	0.00	0	0.00	0	0.00	0	0.00	0
(d)	Any Other		0	0	0	0	0	0.00	0	0	0	0.00	0	0.00	0	0.00	0	0.00	0
	<b>Sub-Total (A)(1)</b>		<b>1</b>	<b>1543452000</b>	<b>0</b>	<b>0</b>	<b>1543452000</b>	<b>63.06</b>	<b>1543452000</b>	<b>0</b>	<b>1543452000</b>	<b>63.06</b>	<b>0</b>	<b>63.06</b>	<b>0</b>	<b>0.00</b>	<b>0</b>	<b>0.00</b>	<b>1543452000</b>
(2)	Foreign																		
(a)	Individuals (Non-Resident Individuals/Foreign Individuals)		0	0	0	0	0	0.00	0	0	0	0.00	0	0.00	0	0.00	0	0.00	0
(b)	Government		0	0	0	0	0	0.00	0	0	0	0.00	0	0.00	0	0.00	0	0.00	0
(c)	Institutions		0	0	0	0	0	0.00	0	0	0	0.00	0	0.00	0	0.00	0	0.00	0
(d)	Foreign Portfolio Investor		0	0	0	0	0	0.00	0	0	0	0.00	0	0.00	0	0.00	0	0.00	0
(e)	Any Other		0	0	0	0	0	0.00	0	0	0	0.00	0	0.00	0	0.00	0	0.00	0
	<b>Sub-Total (A)(2)</b>		<b>0</b>	<b>0</b>	<b>0</b>	<b>0</b>	<b>0</b>	<b>0.00</b>	<b>0</b>	<b>0</b>	<b>0</b>	<b>0.00</b>	<b>0</b>	<b>0.00</b>	<b>0</b>	<b>0.00</b>	<b>0</b>	<b>0.00</b>	<b>0</b>
	<b>Total Shareholding of Promoter and Promoter Group (A)=(A)(1)+(A)(2)</b>		<b>1</b>	<b>1543452000</b>	<b>0</b>	<b>0</b>	<b>1543452000</b>	<b>63.06</b>	<b>1543452000</b>	<b>0</b>	<b>1543452000</b>	<b>63.06</b>	<b>0</b>	<b>63.06</b>	<b>0</b>	<b>0.00</b>	<b>0</b>	<b>0.00</b>	<b>1543452000</b>




Table III - Statement showing shareholding pattern of the Public shareholder

Category	Category & Name of the Shareholder	PAN	No of Shareholders	No of fully paid up equity shares held	No of Partly paid-up equity shares held	No of Shares Underlying Depository Receipts	Total No of Shares Held (V+V+VI)	Shareholding as a % of total no of shares (A+B+C2)	Number of Voting Rights held in each class of securities			No of Shares Underlying Outstanding convertible securities (including Warrants)	Shareholding as a % assuming full conversion of convertible Securities (as a percentage of diluted share capital)	Number of Locked In Shares		Number of Shares pledged or otherwise encumbered		Number of equity shares held in dematerialized form	
									Class X	Class Y	Total			No.	As a % of	No.	As a % of total		
																			No of Voting Rights
(I)	(II)	(III)	(IV)	(V)	(VI)	(VII)	(VIII)	(IX)			(X)	(XI)	(XII)	(XIII)	(XIV)				
(1)	Institutions																		
(a)	Mutual Funds		90	66355008	0	0	66355008	2.71	66355008	0	66355008	2.71	0	2.71	0	0.00	NA	NA	66340008
	ICICI PRUDENTIAL FUND	AAAA1009E	16	34872098	0	0	34872098	1.42	34872098	0	34872098	1.42	0	1.42	0	0.00	NA	NA	34872098
(b)	Venture Capital Funds		0	0	0	0	0	0.00	0	0	0	0.00	0	0.00	0	0.00	NA	NA	0
(c)	Alternate Investment Funds		0	0	0	0	0	0.00	0	0	0	0.00	0	0.00	0	0.00	NA	NA	0
(d)	Foreign Venture Capital Investors		0	0	0	0	0	0.00	0	0	0	0.00	0	0.00	0	0.00	NA	NA	0
(e)	Foreign Portfolio Investors		427	341291372	0	0	341291372	13.94	341291372	0	341291372	13.94	0	13.94	0	0.00	NA	NA	341282372
	COMGEST GROWTH PLC - COMGEST GROWTH EMERGING MAR	AACCC576D	1	31801590	0	0	31801590	1.30	31801590	0	31801590	1.30	0	1.30	0	0.00	NA	NA	31801590
	MAGELLAN	AAECM16S	1	26822509	0	0	26822509	1.10	26822509	0	26822509	1.10	0	1.10	0	0.00	NA	NA	26822509
(f)	Financial Institutions/Banks		69	128617301	0	0	128617301	5.25	128617301	0	128617301	5.25	0	5.25	0	0.00	NA	NA	128612301
	LIFE INSURANCE CORPORATION OF INDIA	AAACL058Z	30	119709715	0	0	119709715	4.89	119709715	0	119709715	4.89	0	4.89	0	0.00	NA	NA	119709715
(g)	Insurance Companies		8	255393216	0	0	255393216	10.43	255393216	0	255393216	10.43	0	10.43	0	0.00	NA	NA	255391216
	LIFE INSURANCE CORPORATION OF INDIA	AAACL058Z	1	230453920	0	0	230453920	9.42	230453920	0	230453920	9.42	0	9.42	0	0.00	NA	NA	230453920
(h)	Provident Funds/Pension Funds		0	0	0	0	0	0.00	0	0	0	0.00	0	0.00	0	0.00	NA	NA	0
(i)	Any Other																		
	Sub Total (B)(1)		594	791656897	0	0	791656897	32.34	791656897	0	791656897	32.34	0	32.34	0	0.00	NA	NA	791625897
(2)	Central Government/State Government(s)/President of India		0	0	0	0	0	0.00	0	0	0	0.00	0	0.00	0	0.00	NA	NA	0
	Sub Total (B)(2)		0	0	0	0	0	0.00	0	0	0	0.00	0	0.00	0	0.00	NA	NA	0
(3)	Non-Institutions																		
(a)	i. Individual shareholders holding nominal share capital up to Rs. 2 lakhs		393422	77696610	0	0	77696610	3.17	77696610	0	77696610	3.17	0	3.17	0	0.00	NA	NA	76382557
	ii. Individual shareholders holding nominal share capital in excess of Rs. 2 Lakhs		2	249000	0	0	249000	0.01	249000	0	249000	0.01	0	0.01	0	0.00	NA	NA	249000
(b)	NBFCs Registered with RBI		10	19166	0	0	19166	0.00	19166	0	19166	0.00	0	0.00	0	0.00	NA	NA	19166
(c)	Employee Trusts		0	0	0	0	0	0.00	0	0	0	0.00	0	0.00	0	0.00	NA	NA	0
(d)	Overseas Depositories (Holding DRs) (Balancing figure)		0	0	0	0	0	0.00	0	0	0	0.00	0	0.00	0	0.00	NA	NA	0
(e)	Any Other																		
	CLEARING MEMBERS		359	2536356	0	0	2536356	0.10	2536356	0	2536356	0.10	0	0.10	0	0.00	NA	NA	2536356
	BODIES CORPORATES		2454	24006312	0	0	24006312	0.98	24006312	0	24006312	0.98	0	0.98	0	0.00	NA	NA	24000312
	NON RESIDENT INDIANS		7736	4886565	0	0	4886565	0.20	4886565	0	4886565	0.20	0	0.20	0	0.00	NA	NA	4874065
	TRUSTS		51	3097094	0	0	3097094	0.13	3097094	0	3097094	0.13	0	0.13	0	0.00	NA	NA	3097094
	Sub Total (B)(3)		404034	112491103	0	0	112491103	4.60	112491103	0	112491103	4.60	0	4.60	0	0.00			111158550
	Total Public Shareholding (B) = (B)(1)+(B)(2)+(B)(3)		404628	904148000	0	0	904148000	36.94	904148000	0	904148000	36.94	0	36.94	0	0.00			902784447





Table IV - Statement showing shareholding pattern of the Non Promoter - Non Public Shareholder

Category	Category & Name of the Shareholder	PAN	No of Shareholders	No of fully paid up equity shares held	No of Partly paid-up equity shares held	No of Shares Underlying Depository Receipts	Total No of Shares Held (IV+V+VI)	Shareholding as a % of total no of shares	Number of Voting Rights held in each class of securities			No of Shares Underlying Outstanding	Shareholding as a % assuming full conversion of convertible Securities (as	Number of Locked In Shares		Number of Shares pledged or otherwise encumbered		Number of equity shares held in dematerialized form	
									No of Voting Rights					Total as a % of (A+B+C)	No.	As a % of total	No.		As a % of total
									Class X	Class Y	Total								
	(I)	(II)	(III)	(IV)	(V)	(VI)	(VII)	(VIII)	(IX)			(X)	(XI)	(XII)		(XIII)	(XIV)		
(1)	Custodian/DR Holder		0	0	0	0	0	0.00	0	0	0	0.00	0	0.00	0	0.00	NA	NA	0
(2)	Employee Benefit Trust (under SEBI(Share based Employee Benefit) Regu		0	0	0	0	0	0.00	0	0	0	0.00	0	0.00	0	0.00	NA	NA	0
	<b>Total Non-Promoter-Non Public Shareholding (C) = (C)(1)+(C)(2)</b>		<b>0</b>	<b>0</b>	<b>0</b>	<b>0</b>	<b>0</b>	<b>0.00</b>	<b>0</b>	<b>0</b>	<b>0</b>	<b>0.00</b>	<b>0</b>	<b>0.00</b>	<b>0</b>	<b>0.00</b>			<b>0</b>



<b>Details of the shareholders acting as persons in Concert including their Shareholding:</b>			
Name of Shareholder	Name of PAC	No of shares	Holding%
<b>NIL</b>		<b>0</b>	<b>0</b>
<b>Total:</b>		<b>0</b>	<b>0</b>

