

**(1)(a) STATEMENT SHOWING SHAREHOLDING PATTERN IN CLAUSE-35**

NAME OF THE COMPANY: BHARAT HEAVY ELECTRICALS LIMITED

SCRIP CODE: 500103 Name of the Scrip: BHEL

Class of Security:

QUARTER ENDED: 31/03/2014

Partly paid-up shares

No. of partly paid-up shares

As a % of total no. of partly paid-up shares

As a % of total no. of shares of the Company.

Held by promoter/promoter group

NA

NA

NA

Held by Public

NA

NA

NA

Total:

NA

NA

NA

Outstanding convertible securities:

No. of outstanding securities

As a % of total no. of outstanding convertible securities.

As a % of total no. of shares of the Company assuming full conversion of the convertible securities

Held by promoter/promoter group

NA

NA

NA

Held by Public

NA

NA

NA

Total:

NA

NA

NA

Warrants:

No. of warrants

As a % of total no. of warrants

As a % of total no. of shares of the Company, assuming full conversion of warrants

Held by promoter/promoter group

NA

NA

NA

Held by Public

NA

NA

NA

Total:

NA

NA

NA

Total paid-up capital of the Company, assuming full conversion of warrants and convertible securities

2447600000

0

100.00




**STATEMENT SHOWING SHAREHOLDING PATTERN IN CLAUSE-35**

NAME OF THE COMPANY: BHARAT HEAVY ELECTRICALS LIMITED

1(a) SCRIP CODE: BSE : 500103/NSE BHEL CLASS OF SECURITY : EQUITY QUARTER ENDED: 31/03/2014

CATEGORY CODE	CATEGORY OF SHAREHOLDER	NO OF SHAREHOLDERS	TOTAL NUMBER OF SHARES	NO OF SHARES HELD IN DEMATERIALIZED FORM	TOTAL SHAREHOLDING AS A % OF TOTAL NO OF SHARES		SHARES PLEDGE OR OTHERWISE ENCUMBERED	
					AS a PERCENTAGE of (A+B)	AS a PERCENTAGE of (A+B+C)	NUMBER OF SHARES	AS a PERCENTAGE
(I)	(II)	(III)	(IV)	(V)	(VI)	(VII)	(VIII)	(IX)=(VIII)/(IV)*100
<b>(A)</b>	<b>PROMOTER AND PROMOTER GROUP</b>							
(1)	INDIAN							
(a)	Individual /HUF	0	0	0	0.00	0.00	0	0.00
(b)	Central Government/State Government(s)	1	1543452000	1543452000	63.06	63.06	0	0.00
(c)	Bodies Corporate	0	0	0	0.00	0.00	0	0.00
(d)	Financial Institutions / Banks	0	0	0	0.00	0.00	0	0.00
(e)	Others	0	0	0	0.00	0.00	0	0.00
	<b>Sub-Total A(1) :</b>	<b>1</b>	<b>1543452000</b>	<b>1543452000</b>	<b>63.06</b>	<b>63.06</b>	<b>0</b>	<b>0.00</b>
(2)	FOREIGN							
(a)	Individuals (NRIs/Foreign Individuals)	0	0	0	0.00	0.00	0	0.00
(b)	Bodies Corporate	0	0	0	0.00	0.00	0	0.00
(c)	Institutions	0	0	0	0.00	0.00	0	0.00
(d)	Qualified Foreign Investor	0	0	0	0.00	0.00	0	0.00
(e)	Others	0	0	0	0.00	0.00	0	0.00
	<b>Sub-Total A(2) :</b>	<b>0</b>	<b>0</b>	<b>0</b>	<b>0.00</b>	<b>0.00</b>	<b>0</b>	<b>0.00</b>
	<b>Total A=A(1)+A(2)</b>	<b>1</b>	<b>1543452000</b>	<b>1543452000</b>	<b>63.06</b>	<b>63.06</b>	<b>0</b>	<b>0.00</b>
<b>(B)</b>	<b>PUBLIC SHAREHOLDING</b>							
(1)	INSTITUTIONS							
(a)	Mutual Funds /UTI	79	7347397	7331397	0.30	0.30	0	0.00
(b)	Financial Institutions /Banks	69	126388705	126384705	5.16	5.16	0	0.00
(c)	Central Government / State Government(s)	0	0	0	0.00	0.00	0	0.00
(d)	Venture Capital Funds	0	0	0	0.00	0.00	0	0.00
(e)	Insurance Companies	8	269455404	269453404	11.01	11.01	0	0.00
(f)	Foreign Institutional Investors	428	395053574	395044574	16.14	16.14	0	0.00
(g)	Foreign Venture Capital Investors	0	0	0	0.00	0.00	0	0.00
(h)	Qualified Foreign Investor	1	200	200	0.00	0.00	0	0.00
(i)	Others	0	0	0	0.00	0.00	0	0.00
	<b>Sub-Total B(1) :</b>	<b>585</b>	<b>798245280</b>	<b>798214280</b>	<b>32.61</b>	<b>32.61</b>	<b>0</b>	<b>0.00</b>
(2)	NON-INSTITUTIONS							
(a)	Bodies Corporate	2681	23591005	23585005	0.96	0.96	0	0.00
(b)	Individuals							
	(i) Individuals holding nominal share capital upto Rs.1 lakh	394196	69394163	67963634	2.84	2.84	0	0.00
	(ii) Individuals holding nominal share capital in excess of Rs.1 lakh	9	1154975	1154975	0.05	0.05	0	0.00
(c)	Qualified Foreign Investor	0	0	0	0.00	0.00	0	0.00
(d)	Others							




CATEGORY CODE	CATEGORY OF SHAREHOLDER	NO OF SHAREHOLDERS	TOTAL NUMBER OF SHARES	NO OF SHARES HELD IN DEMATERIALIZED FORM	TOTAL SHAREHOLDING AS A % OF TOTAL NO OF SHARES		SHARES PLEDGE OR OTHERWISE ENCUMBERED	
					AS a PERCENTAGE of (A+B)	AS a PERCENTAGE of (A+B+C)	NUMBER OF SHARES	AS a PERCENTAGE
(I)	(II)	(III)	(IV)	(V)	(VI)	(VII)	(VIII)	(IX)=(VIII)/(IV)*100
	TRUSTS	52	1199678	1199678	0.05	0.05	0	0.00
	NON RESIDENT INDIANS	7921	5338381	5325881	0.22	0.22	0	0.00
	FOREIGN NATIONALS	3	1090	1090	0.00	0.00	0	0.00
	DIRECTORS	3	3600	1600	0.00	0.00	0	0.00
	CLEARING MEMBERS	622	5219828	5219828	0.21	0.21	0	0.00
	<b>Sub-Total B(2) :</b>	<b>405487</b>	<b>105902720</b>	<b>104451691</b>	<b>4.33</b>	<b>4.33</b>	<b>0</b>	<b>0.00</b>
	<b>Total B=B(1)+B(2) :</b>	<b>406072</b>	<b>904148000</b>	<b>902665971</b>	<b>36.94</b>	<b>36.94</b>	<b>0</b>	<b>0.00</b>
	<b>Total (A+B) :</b>	<b>406073</b>	<b>2447600000</b>	<b>2446117971</b>	<b>100.00</b>	<b>100.00</b>	<b>0</b>	<b>0.00</b>
(C)	Shares held by custodians, against which Depository Receipts have been issued							
(1)	Promoter and Promoter Group							
(2)	Public	0	0	0	0.00	0.00	0	0.00
	<b>GRAND TOTAL (A+B+C) :</b>	<b>406073</b>	<b>2447600000</b>	<b>2446117971</b>	<b>100.00</b>	<b>100.00</b>	<b>0</b>	<b>0.00</b>



(I)(b) Statement showing holding of securities (including shares, warrants, convertible securities) of persons belonging to the category "Promoter and Promoter Group"											
Sr.No	Name of the Shareholder	Details of Shares held		Encumbered shares (*)			Details of Warrants		Details of convertible securities		Total Shares (including underlying shares assuming full conversion of warrants and convertible securities) as a % of diluted share capital
		No. of Shares held	As a % of grand total (A)+(B)+(C)	Pledge Shares	AS a percentage	AS a % of grand total (A) + (B) + (C) of sub-clause (I)(a)	Number of warrants held	As a % total number of warrants of the same class	Number of convertible securities held	As a % total number of convertible securities of the same class	
(I)	(II)	(III)	(IV)	(V)	(VI)=(V)/(III)*100	(VII)	(VIII)	(IX)	(X)	(XI)	(XII)
1	PRESIDENT OF INDIA	1543452000	63.06	0	0.00	0.00	0	0.00	0	0.00	63.06
<b>TOTAL :</b>		<b>1543452000</b>	<b>63.06</b>	<b>0</b>	<b>0.00</b>	<b>0.00</b>	<b>0</b>	<b>0.00</b>	<b>0</b>	<b>0.00</b>	<b>63.06</b>




(i)(c)(ii) Statement showing holding of securities (including shares, warrants, convertible securities) of persons belonging to the category "Public" and holding more than 1% of the total number of shares (BHEL) 31-03-2014								
Sr.No.	Name of the shareholder	Number of shares held	Shares as a percentage of total number of shares (i.e., Grant total (A)+(B)+(C) indicated in Statement at para (i)(a) above)	Details of warrants		Details of convertible securities		Total shares (including underlying shares assuming full conversion of warrants and convertible securities) as a % of diluted share capital)
				Number of warrants held	As a % total number of warrants of the same class	Number of convertible securities held	% w.r.t total number of convertible securities of the same class	
1	LIFE INSURANCE CORPORATION OF INDIA	242890195	9.92	0	0.00	0	0.00	9.92
2	LAZARD ASSET MANAGEMENT LLC A/C LAZARD EMERGING MARKETS PORTFOLIO	38942264	1.59	0	0.00	0	0.00	1.59
3	COMGEST SA A/C MAGELLAN	30000000	1.23	0	0.00	0	0.00	1.23
4	LIC OF INDIA MARKET PLUS 1 GROWTH FUND	24939880	1.02	0	0.00	0	0.00	1.02
	<b>TOTAL :</b>	<b>336772339</b>	<b>13.76</b>	<b>0</b>	<b>0.00</b>	<b>0</b>	<b>0.00</b>	<b>13.76</b>



(b)(c)(ii) Statement showing holding of securities (including shares, warrants, convertible securities) of persons (together with PAC) belonging to the category "Public" and holding more than 5% of the total number of shares of the company (BHEL) '31-03								
Sr.No.	Name(s) of the shareholder(s) and the Persons Acting in Concert (PAC) with them	Number of shares held	Shares as a percentage of total number of shares (i.e., Grant total (A)+(B)+(C) Indicated in Statement at para (i)(a) above)	Details of warrants		Details of convertible securities		Total shares (Including underlying shares assuming full conversion of warrants and convertible securities) as a % of diluted share capital)
				Number of warrants held	As a % total number of warrants of the same class	Number of convertible securities held	% w.r.t total number of convertible securities of the same class	
1	LIFE INSURANCE CORPORATION OF INDIA	242890195	9.92	0	0.00	0	0.00	9.92
<b>TOTAL :</b>		<b>242890195</b>	<b>9.92</b>	<b>0</b>	<b>0.00</b>	<b>0</b>	<b>0.00</b>	<b>9.92</b>



(i)(d) STATEMENT SHOWING DETAILS OF LOCKED-IN SHARES" (BHEL) 31-03-2014				
Sr.No.	Name of the shareholder	Number of locked-in shares	Locked-in shares as a (%) percentage of total number of shares (i.e, Grand Total (A)+(B)+(C) Indicated in Statement at para (I)(a) above}	Promoter/Promoter Group/Public
<b>TOTAL :</b>		<b>0</b>	<b>0</b>	



(II)(a) STATEMENT SHOWING DETAILS OF DEPOSITORY RECEIPTS (DRS)				
Sr.No.	Type of outstanding DR (ADRs,GDRs,SDRs,etc.)	Number of outstanding DRs	Number of shares underlying outstanding DRs	Shares underlying outstanding DRs as a percentage of total number of shares {i.e., Grand Total (A)+(B)+(C) indicated in Statement at Para(I)(a) above}
TOTAL :		0	0	0





(II)(b)	Statement showing Holding of Depository Receipts (DRs), where underlying shares held by "Promoter/Promoter group" are in excess of 1% of the total number shares.			
Sr.No.	Name of the DR Holder	Type of outstanding DR (ADRs,GDRs,SDRs, etc.)	Number of shares underlying outstanding DRs	Shares underlying outstanding DRs as a percentage of total number of shares (i.e., Grand Total (A)+(B)+(C) indicated in Statement at para(I)(a) above}
			0	0
	TOTAL :		0	0

