


(1)(a) STATEMENT SHOWING SHAREHOLDING PATTERN IN CLAUSE-35


NAME OF THE COMPANY: BHARAT HEAVY ELECTRICALS LIMITED			
SCRIP CODE:	500103	Name of the Scrip: BHEL	
Class of Security:	EQUITY		
QUARTER ENDED:	30/06/2013		
Partly paid-up shares	No. of partly paid-up shares	As a % of total no. of partly paid-up shares	As a % of total no. of shares of the Company.
Held by promoter/promoter group	NA	NA	NA
Held by Public	NA	NA	NA
Total:	NA	NA	NA
Outstanding convertible securities:	No. of outstanding securities	As a % of total no. of outstanding convertible securities.	As a % of total no. of shares of the Company assuming full conversion of the convertible securities
Held by promoter/promoter group	NA	NA	NA
Held by Public	NA	NA	NA
Total:	NA	NA	NA
Warrants:	No. of warrants	As a % of total no. of warrants	As a % of total no. of shares of the Company, assuming full conversion of warrants
Held by promoter/promoter group	NA	NA	NA
Held by Public	NA	NA	NA
Total:	NA	NA	NA
Total paid-up capital of the Company, assuming full conversion of warrants and convertible securities	2447600000	0	100.00




STATEMENT SHOWING SHAREHOLDING PATTERN IN CLAUSE-35 QUARTER ENDED 30-06-2013

NAME OF THE COMPANY: BHARAT HEAVY ELECTRICALS LIMITED

CATEGORY CODE	CATEGORY OF SHAREHOLDER	NO OF SHAREHOLDERS	TOTAL NUMBER OF SHARES	NO OF SHARES HELD IN DEMATERIALIZED FORM	TOTAL SHAREHOLDING AS A % OF TOTAL NO OF SHARES		SHARES PLEDGE OR OTHERWISE ENCUMBERED	
					AS a PERCENTAGE of (A+B)	As a PERCENTAGE of (A+B+C)	NUMBER OF SHARES	AS a PERCENTAGE
(I)	(II)	(III)	(IV)	(V)	(VI)	(VII)	(VIII)	(IX)=(VIII)/(IV)*100
(A)	PROMOTER AND PROMOTER GROUP							
(1)	INDIAN							
(a)	Individual /HUF	0	0	0	0.00	0.00		0.00
(b)	Central Government/State Government(s)	1	1657552000	1657552000	67.72	67.72		0.00
(c)	Bodies Corporate	0	0	0	0.00	0.00		0.00
(d)	Financial Institutions / Banks	0	0	0	0.00	0.00	0	0.00
(e)	Others	0	0	0	0.00	0.00	0	0.00
	Sub-Total A(1) :	1	1657552000	1657552000	67.72	67.72	0	0.00
(2)	FOREIGN							
(a)	Individuals (NRIs/Foreign Individuals)	0	0	0	0.00	0.00	0	0.00
(b)	Bodies Corporate	0	0	0	0.00	0.00	0	0.00
(c)	Institutions	0	0	0	0.00	0.00	0	0.00
(d)	Qualified Foreign Investor	0	0	0	0.00	0.00	0	0.00
(e)	Others	0	0	0	0.00	0.00	0	0.00
	Sub-Total A(2) :	0	0	0	0.00	0.00	0	0.00
	Total A=A(1)+A(2)	1	1657552000	1657552000	67.72	67.72	0	0.00
(B)	PUBLIC SHAREHOLDING							
(1)	INSTITUTIONS							
(a)	Mutual Funds /UTI	102	23773825	23757825	0.97	0.97	0	0.00
(b)	Financial Institutions /Banks	70	107775068	107771068	4.40	4.40	0	0.00
(c)	Central Government / State Government(s)	0	0	0	0.00	0.00	0	0.00
(d)	Venture Capital Funds	0	0	0	0.00	0.00	0	0.00
(e)	Insurance Companies	8	167975900	167973900	6.86	6.86	0	0.00
(f)	Foreign Institutional Investors	451	366722700	366713700	14.98	14.98	0	0.00
(g)	Foreign Venture Capital Investors	0	0	0	0.00	0.00	0	0.00
(h)	Qualified Foreign Investor	0	0	0	0.00	0.00	0	0.00
(i)	Others	0	0	0	0.00	0.00	0	0.00
	Sub-Total B(1) :	631	666247493	666216493	27.22	27.22	0	0.00
(2)	NON-INSTITUTIONS							



CATEGORY CODE	CATEGORY OF SHAREHOLDER	NO OF SHAREHOLDERS	TOTAL NUMBER OF SHARES	NO OF SHARES HELD IN DEMATERIALIZED FORM	TOTAL SHAREHOLDING AS A % OF TOTAL NO OF SHARES		SHARES PLEDGE OR OTHERWISE ENCUMBERED	
					AS a PERCENTAGE of (A+B)	As a PERCENTAGE of (A+B+C)	NUMBER OF SHARES	AS a PERCENTAGE
(I)	(II)	(III)	(IV)	(V)	(VI)	(VII)	(VIII)	(IX)=(VIII)/(IV)*100
(a)	Bodies Corporate	3269	33457477	33451477	1.37	1.37	0	0.00
(b)	Individuals							
	(i) Individuals holding nominal share capital upto Rs.1 lakh	429230	77114238	75639289	3.15	3.15	0	0.00
	(ii) Individuals holding nominal share capital in excess of Rs.1 lakh	16	2295888	2295888	0.09	0.09	0	0.00
(c)	Qualified Foreign Investor	0	0	0	0.00	0.00	0	0.00
(d)	Others							
	TRUSTS	47	856228	856228	0.03	0.03	0	0.00
	NON RESIDENT INDIANS	8683	5860404	5847904	0.24	0.24	0	0.00
	FOREIGN NATIONALS	3	1090	1090	0.00	0.00	0	0.00
	DIRECTORS	3	3100	1100	0.00	0.00	0	0.00
	CLEARING MEMBERS	513	4212082	4212082	0.17	0.17	0	0.00



	Sub-Total B(2) :	441764	123800507	122305058	5.06	5.06	0	0.00
	Total B=B(1)+B(2) :	442395	790048000	788521551	32.28	32.28	0	0.00
	Total (A+B) :	442396	2447600000	2446073551	100.00	100.00	0	0.00
(C)	Shares held by custodians, against which Depository Receipts have been issued							
(1)	Promoter and Promoter Group							
(2)	Public	0	0	0	0.00	0.00	0	0.00
	GRAND TOTAL (A+B+C) :	442396	2447600000	2446073551	100.00	100.00	0	0.00

(I)(b) Statement showing holding of securities (including shares, warrants, convertible securities) of persons belonging to the category "Promoter and Promoter Group"											
Sr.No	Name of the Shareholder	Details of Shares held		Encumbered shares (*)			Details of Warrants		Details of convertible securities		Total Shares (including underlying shares assuming full conversion of warrants and convertible securities) as a % of diluted share capital
		No. of Shares held	As a % of grand total (A)+(B)+(C)	Pledge Shares	AS a percentage	AS a % of grand total (A) + (B) + (C) of sub-clause (I)(a)	Number of warrants held	As a % total number of warrants of the same class	Number of convertible securities held	As a % total number of convertible securities of the same class	
(I)	(II)	(III)	(IV)	(V)	(VI)=(V)/(III)*100	(VII)	(VIII)	(IX)	(X)	(XI)	(XII)
1	PRESIDENT OF INDIA	1657552000	67.72	0	0.00	0.00	0	0.00	0	0.00	67.72
	TOTAL :	1657552000	67.72	0	0.00	0.00	0	0.00	0	0.00	67.72



(I)(c)(i) Statement showing holding of securities (including shares, warrants, convertible securities) of persons belonging to the category "Public" and holding more than 1% of the total number of shares								
Sr.No.	Name of the shareholder	Number of shares held	Shares as a percentage of total number of shares (i.e., Grant total (A)+(B)+(C) indicated in Statement at para (i)(a) above)	Details of warrants		Details of convertible securities		Total shares (including underlying shares assuming full conversion of warrants and convertible securities) as a % of diluted share capital)
				Number of warrants held	As a % total number of warrants of the same class	Number of convertible securities held	% w.r.t total number of convertible securities of the same class	
1	LIFE INSURANCE CORPORATION OF INDIA	141433662	5.78	0	0.00	0	0.00	5.78
2	COMGEST SA A/C MAGELLAN	33850000	1.38	0	0.00	0	0.00	1.38
3	LAZARD ASSET MANAGEMENT LLC A/C LAZARD EMERGING MARKETS PORTFOLIO	31186042	1.27	0	0.00	0	0.00	1.27
4	COMGEST GROWTH PLC A/C COMGEST GROWTH EMERGING MARKETS	26307000	1.07	0	0.00	0	0.00	1.07
5	LIC OF INDIA MARKET PLUS 1 GROWTH FUND	24939880	1.02	0	0.00	0	0.00	1.02
	TOTAL :	257716584	10.53	0	0.00	0	0.00	10.53




(9)(c)(B) Statement showing holding of securities (including shares, warrants, convertible securities) of persons (together with PAC) belonging to the category "Public" and holding more than 5% of the total number of shares of the company								
Sr.No.	Name(s) of the shareholder(s) and the Persons Acting in Concert (PAC) with them	Number of shares held	Shares as a percentage of total number of shares (i.e., Grant total (A)+(B)+(C) indicated in Statement at para (1)(a) above)	Details of warrants		Details of convertible securities		Total shares (including underlying shares assuming full conversion of warrants and convertible securities) as a % of diluted share capital)
				Number of warrants held	As a % total number of warrants of the same class	Number of convertible securities held	% w.r.t total number of convertible securities of the same class	
1	LIFE INSURANCE CORPORATION OF INDIA	141433662	5.78	0	0.00	0	0.00	5.78
TOTAL :		141433662	5.78	0	0.00	0	0.00	5.78



(l)(d) STATEMENT SHOWING DETAILS OF LOCKED-IN SHARES"				
Sr.No.	Name of the shareholder	Number of locked-in shares	Locked-in shares as a (%) percentage of total number of shares {i.e, Grand Total (A)+(B)+(C) Indicated in Statement at para (l)(a) above}	Promoter/Promoter Group/Public
TOTAL :		0	0	



(II)(a) STATEMENT SHOWING DETAILS OF DEPOSITORY RECEIPTS (DRS)				
Sr.No.	Type of outstanding DR (ADRs,GDRs,SDRs,etc.)	Number of outstanding DRs	Number of shares underlying outstanding DRs	Shares underlying outstanding DRs as a percentage of total number of shares {i.e., Grand Total (A)+(B)+(C) indicated in Statement at Para(I)(a) above}
		0	0	0
TOTAL :		0	0	0



(II)(b) Statement showing Holding of Depository Receipts (DRs), where underlying shares held by "Promoter/Promoter group" are in excess of 1% of the total number shares.				
Sr.No.	Name of the DR Holder	Type of outstanding DR (ADRs,GDRs,SDRs, etc.)	Number of shares underlying outstanding DRs	Shares underlying outstanding DRs as a percentage of total number of shares (i.e., Grand Total (A)+(B)+(C) indicated in Statement at para(I)(a) above}
	TOTAL :		0	0

