

## Format of Holding of Specified securities

1. Name of Listed Entity: BHARAT HEAVY ELECTRICALS LIMITED
2. Scrip Code/Name of Scrip/Class of Security: 500103, BHEL, EQUITY SHARES
3. Share Holding Pattern Filed under: Reg. 31(1)(a)/Reg. 31(1)(b)/Reg. 31(1)(c)
  - a. if under 31(1)(b) then indicate the report for quarter ending 30/09/2016
  - b. if under 31(1)(c) then indicate date of allotment/extinguishment
4. Declaration : The Listed entity is required to submit the following declaration to the extent of submission of information:

	Particulars	YES*	NO*
a	Whether the Listed Entity has issued any partly paid up shares		NO*
b	Whether the Listed Entity has issued any Convertible Securities or Warrants?		NO*
c	Whether the Listed Entity has any shares against which depository receipts are issued?		NO*
d	Whether the Listed Entity has any shares in locked-in?		NO*
e	Whether any shares held by promoters are pledge or otherwise encumbered?		NO*

\*if the Listed Entity selects the option 'NO' for the questions above, the columns for the partly paid up shares, Outstanding Convertible Securities/Warrants, depository receipts, locked-in shares, No of shares pledged or otherwise encumbered by promoters, as applicable, shall not be displayed at the time of dissemination on the Stock Exchange website. Also wherever there is 'No' declared by Listed entity in above table the values will be considered as 'Zero' by default on submission of the format of holding of specified securities.

- 5 The tabular format for disclosure of holding of specified securities is as follows:






Table I - Summary Statement holding of specified securities

Category	Category of Shareholder	No of Shareholders	No of fully paid up equity shares held	No of Partly paid-up equity shares held	No of Shares Underlying Depository Receipts	Total No of Shares Held (VII) = (IV)+(V)+(VI)	Shareholding as a % of total no of shares (As a % of (A+B+C2))	Number of Voting Rights held in each class of securities				No of Shares Underlying Outstanding convertible securities (Including Warrant)	Shareholding as a % assuming full conversion of convertible Securities (as a percentage of diluted share capital)	Number of Locked in Shares		Number of Shares pledged or otherwise encumbered		Number of equity shares held in dematerialized form
								No of Voting Rights			Total as a % of (A+B+C)			No.	As a % of total Shares held	No.	As a % of total Shares held	
								Class X	Class Y	Total								
(I)	(II)	(III)	(IV)	(V)	(VI)	(VII)	(VIII)	(IX)			(X)	(XI)	(XII)		(XIII)		(XIV)	
(A)	Promoter & Promoter Group	1	1543452000	0	0	1543452000	63.06	1543452000	0	1543452000	63.06	0	63.06	0	0.00	0	0.00	1543452000
(B)	Public	397931	904148000	0	0	904148000	36.94	904148000	0	904148000	36.94	0	36.94	0	0.00	NA	NA	902801360
(C)	Non Promoter-Non Public																	
(C1)	Shares underlying DRs	0	0	0	0	0	NA	0	0	0	0.00	0	NA	0	0.00	NA	NA	0
(C2)	Shares held by Employees Trusts	0	0	0	0	0	0.00	0	0	0	0.00	0	0.00	0	0.00	NA	NA	0
	Total:	397932	2447600000	0	0	2447600000	100.00	2447600000	0	2447600000	100.00	0	100.00	0	0.00	0	0.00	2446253360






Table II - Statement showing shareholding pattern of the Promoter and Promoter Group


Category	Category & Name of the Shareholder	PAN	No of Shareholders	No of fully paid up equity shares held	No of Partly paid-up equity shares held	No of Shares Underlying Depository Receipts	Total No of Shares Held (IV+V+VI)	Shareholding as a % of total no of shares (calculated as per SCRR, 1957 (VIII) As a % of (A+B+C2)	Number of Voting Rights held in each class of securities			No of Shares Underlying Outstanding convertible securities (Including Warrants)	Shareholding as a % assuming full conversion of convertible Securities (as a percentage of diluted share capital) (VII)+(X) As a % of (A+B+C2)	Number of Locked in Shares		Number of Shares pledged or otherwise encumbered		Number of equity shares held in dematerialized form
									No of Voting Rights		Total as a % of (A+B+C)			No.	As a % of total Shares held	No.	As a % of total Shares held	
									Class X	Class Y	Total							
	(I)	(II)	(III)	(IV)	(V)	(VI)	(VII)	(VIII)	(IX)			(X)	(XI)	(XII)		(XIII)		(XIV)
(1)	Indian																	
(a)	Individuals/Hindu undivided Family		0	0	0	0	0	0.00	0	0	0	0.00	0	0.00	0	0.00	0	0.00
(b)	Central Government/State Government(s)		1	1543452000	0	0	1543452000	63.06	1543452000	0	1543452000	63.06	0	63.06	0	0.00	0	0.00
	PRESIDENT OF INDIA	EXEMPTCATG	1	1543452000	0	0	1543452000	63.06	1543452000	0	1543452000	63.06	0	63.06	0	0.00	0	0.00
(c)	Financial Institutions/Banks		0	0	0	0	0	0.00	0	0	0	0.00	0	0.00	0	0.00	0	0.00
(d)	Any Other		0	0	0	0	0	0.00	0	0	0	0.00	0	0.00	0	0.00	0	0.00
	Sub-Total (A)(1)		1	1543452000	0	0	1543452000	63.06	1543452000	0	1543452000	63.06	0	63.06	0	0.00	0	0.00
(2)	Foreign																	
	Individuals (Non-Resident Individuals/Foreign																	
(a)	Individuals		0	0	0	0	0	0.00	0	0	0	0.00	0	0.00	0	0.00	0	0.00
(b)	Government		0	0	0	0	0	0.00	0	0	0	0.00	0	0.00	0	0.00	0	0.00
(c)	Institutions		0	0	0	0	0	0.00	0	0	0	0.00	0	0.00	0	0.00	0	0.00
(d)	Foreign Portfolio Investor		0	0	0	0	0	0.00	0	0	0	0.00	0	0.00	0	0.00	0	0.00
(e)	Any Other		0	0	0	0	0	0.00	0	0	0	0.00	0	0.00	0	0.00	0	0.00
	Sub-Total (A)(2)		0	0	0	0	0	0.00	0	0	0	0.00	0	0.00	0	0.00	0	0.00
	Total Shareholding of Promoter and Promoter Group (A)=(A)(1)+(A)(2)		1	1543452000	0	0	1543452000	63.06	1543452000	0	1543452000	63.06	0	63.06	0	0.00	0	0.00






Table III - Statement showing shareholding pattern of the Public shareholder

Category	Category & Name of the Shareholder	PAN	No of Shareholders	No of fully paid up equity shares held	No of Partly paid-up equity shares held	No of Shares Underlying Depository Receipts	Total No of Shares Held (IV+V+VI)	Shareholding as a % of total no of shares (A+B+C2)	Number of Voting Rights held in each class of securities			No of Shares Underlying Outstanding convertible securities (Including Warrants)	Shareholding as a % assuming full conversion of convertible Securities (as a percentage of diluted share capital)	Number of Locked In Shares		Number of Shares pledged or otherwise encumbered		Number of equity shares held in dematerialized form
									No of Voting Rights			Total as a % of (A+B+C)		No.	As a % of total Shares held	No.	As a % of total Shares held	
									Class X	Class Y	Total							
	(I)	(II)	(III)	(IV)	(V)	(VI)	(VII)	(VIII)	(IX)			(X)	(XI)	(XII)		(XIII)		(XIV)
(1)	Institutions																	
(a)	Mutual Funds		65	41446195	0	0	41446195	1.69	41446195	0	41446195	1.69	0	0	0.00	NA	NA	41431195
(b)	Venture Capital Funds		0	0	0	0	0	0.00	0	0	0	0.00	0	0	0.00	NA	NA	0
(c)	Alternate Investment Funds		0	0	0	0	0	0.00	0	0	0	0.00	0	0	0.00	NA	NA	0
(d)	Foreign Venture Capital Investors		0	0	0	0	0	0.00	0	0	0	0.00	0	0	0.00	NA	NA	0
(e)	Foreign Portfolio Investors		431	363076729	0	0	363076729	14.83	363076729	0	363076729	14.83	0	0	0.00	NA	NA	363067729
	COMGEST GROWTH PLC - COMGEST GROWTH EMERGING MARKE	AACCS5769M	1	34660004	0	0	34660004	1.42	34660004	0	34660004	1.42	0	0	0.00	NA	NA	34660004
	MAGELLAN	AAECM1699Q	1	26822509	0	0	26822509	1.10	26822509	0	26822509	1.10	0	0	0.00	NA	NA	26822509
(f)	Financial Institutions/Banks		66	128413661	0	0	128413661	5.25	128413661	0	128413661	5.25	0	0	0.00	NA	NA	128408661
	LIFE INSURANCE CORPORATION OF INDIA	AAACLO582H	30	119709715	0	0	119709715	4.89	119709715	0	119709715	4.89	0	0	0.00	NA	NA	119709715
(g)	Insurance Companies		8	254958216	0	0	254958216	10.42	254958216	0	254958216	10.42	0	0	0.00	NA	NA	254956216
	LIFE INSURANCE CORPORATION OF INDIA	AAACLO582H	1	230453920	0	0	230453920	9.42	230453920	0	230453920	9.42	0	0	0.00	NA	NA	230453920
(h)	Provident Funds/Pension Funds		0	0	0	0	0	0.00	0	0	0	0.00	0	0	0.00	NA	NA	0
(i)	Any Other																	
	Sub Total (B)(1)		570	787894801	0	0	787894801	32.19	787894801	0	787894801	32.19	0	0	0.00	NA	NA	787863801
(2)	Central Government/State Government(s)/President of India		0	0	0	0	0	0.00	0	0	0	0.00	0	0	0.00	NA	NA	0
	Sub Total (B)(2)		0	0	0	0	0	0.00	0	0	0	0.00	0	0	0.00	NA	NA	0
(3)	Non-Institutions																	
(a)	i.Individual shareholders holding nominal share capital up to Rs.2 lakhs		386746	77814696	0	0	77814696	3.18	77814696	0	77814696	3.18	0	0	0.00	NA	NA	76517556
	ii.Individual shareholders holding nominal share capital in excess of Rs. 2 Lakhs		2	263539	0	0	263539	0.01	263539	0	263539	0.01	0	0	0.00	NA	NA	263539
(b)	NBFCs Registered with RBI		9	21633	0	0	21633	0.00	21633	0	21633	0.00	0	0	0.00	NA	NA	21633
(c)	Employee Trusts		0	0	0	0	0	0.00	0	0	0	0.00	0	0	0.00	NA	NA	0
(d)	Overseas Depositories (Holding DRs)(Balancing figure)		0	0	0	0	0	0.00	0	0	0	0.00	0	0	0.00	NA	NA	0
(e)	Any Other																	
	BODIES CORPORATES		2430	23858131	0	0	23858131	0.97	23858131	0	23858131	0.97	0	0	0.00	NA	NA	23852131
	CLEARING MEMBERS		412	7297024	0	0	7297024	0.30	7297024	0	7297024	0.30	0	0	0.00	NA	NA	7297024
	TRUSTS		50	2041378	0	0	2041378	0.08	2041378	0	2041378	0.08	0	0	0.00	NA	NA	2041378
	NON RESIDENT INDIANS		5895	3702901	0	0	3702901	0.15	3702901	0	3702901	0.15	0	0	0.00	NA	NA	3690401
	NON RESIDENT INDIAN NON REPATRIABLE		1817	1253897	0	0	1253897	0.05	1253897	0	1253897	0.05	0	0	0.00	NA	NA	1253897
	Sub Total (B)(3)		397961	116253199	0	0	116253199	4.75	116253199	0	116253199	4.75	0	0	0.00			114937559
	Total Public Shareholding (B) = (B)(1)+(B)(2)+(B)(3)		397931	904148000	0	0	904148000	36.94	904148000	0	904148000	36.94	0	0	0.00			902801360





Details of the shareholders acting as persons in Concert including their Shareholding:			
Name of Shareholder	Name of PAC	No of shares	Holding%
Total:		0	0





Details of Shares which remain unclaimed may be given hear alongwith details such as number of shareholders,outstanding shares held in demat/unclaimed suspense account	
No of Shareholders	No of shares
0	0
Total	0






Table IV - Statement showing shareholding pattern of the Non Promoter - Non Public Shareholder

Category	Category & Name of the Shareholder	PAN	No of Shareholders	No of fully paid up equity shares held	No of Partly paid-up equity shares held	No of Shares Underlying Depository Receipts	Total No of Shares Held (IV+V+VI)	Shareholding as a % of total no of shares (A+B+C2)	Number of Voting Rights held in each class of securities				No of Shares Underlying Outstanding convertible securities (Including Warrants)	Shareholding as a % assuming full conversion of convertible Securities (as a percentage of diluted share capital)	Number of Locked in Shares		Number of Shares pledged or otherwise encumbered		Number of equity shares held in dematerialized form
									No of Voting Rights			Total as a % of (A+B+C)			No.	As a % of total Shares held	No.	As a % of total Shares held	
									Class X	Class Y	Total								
	(I)	(II)	(III)	(IV)	(V)	(VI)	(VII)	(VIII)	(IX)			(X)	(XI)	(XII)		(XIII)		(XIV)	
(1)	Custodian/DR Holder		0	0	0	0	0	0.00	0	0	0	0.00	0	0.00	0	0.00	NA	NA	0
(2)	Employee Benefit Trust (under SEBI(Share based Employee Benefit) Regulations 2014)		0	0	0	0	0	0.00	0	0	0	0.00	0	0.00	0	0.00	NA	NA	0
	Total Non-Promoter-Non Public Shareholding (C) = (C)(1)+(C)(2)		0	0	0	0	0	0.00	0	0	0	0.00	0	0.00	0	0.00			0

